



ASBK.COM.AU f t i y

Round 7 : Phillip Island GP Circuit : October 12 - 14

YAMAHA MOTOR INSURANCE AUSTRALIAN SUPERBIKE CHAMPIONSHIP

Qualifying 2

Date: 13/10/18
Event: Q11
Weather: Sunny - Temp: 18.7C
Track: Dry - Temp: 43.0C

Started at: 14:35:02
Laps: 30 Min
Starters: 31
Printed at: 17:05

AMENDED CLASSIFICATION


Pos	No	Name	Class	Machine	Fastest Lap	On Lap	Behind Prev	Behind Leader	Top Speed
1	47	Wayne MAXWELL (VIC) / Yamaha Racing Team		Yamaha YZF-R1	1:32.096	5 of 7			290
2	1	Josh WATERS (VIC) / Team Suzuki ECSTAR / Pirelli / Motul / Airroad / Suzuki Ins. / Suzuki Finance / PTR		Suzuki GSX-RR	1:32.106	7 of 7	.010	.010	290
3	67	Bryan STARING (WA) / Kawasaki BCperformance / Kawasaki Motors Aust. / Landscapesupplies.com.au		Kawasaki ZX-10R	1:32.398	6 of 13	.292	.302	297
4	21	Troy BAYLISS (QLD) / Desmosport Ducati		Ducati Final Ed.	1:32.621	9 of 9	.223	.525	292
5	17	Troy HERFOSS (QLD) / Penrite Honda Racing / Elite Roads / NGK / Snap On / State of Matter / Ktech		Honda CBR SP	1:33.178	5 of 6	.557	1.082	291
6	14	Glenn ALLERTON (NSW) / NextGen Motorsports / Alpine Performance		BMW S RR	1:33.247	8 of 9	.069	1.151	287
7	12	Matt WALTERS (NSW) / Swann Insurance		Kawasaki ZX-10R	1:33.549	6 of 10	.302	1.453	290
8	25	Daniel FALZON (SA) / Yamaha Racing Team		Yamaha YZF-R1	1:33.588	3 of 5	.039	1.492	283
9	29	Ted COLLINS (VIC) / NextGen Motorsports / Alpine Performance	R	BMW S RR	1:33.807	11 of 13	.219	1.711	291
10	61	Arthur SISIS (SA) / SA Demolition /Hoey Suspensions /Shogai Imports / Kenma / Castrol / Powerfone	R	Honda CBR1000	1:33.995	9 of 13	.188	1.899	290
11	30	Mark CHIODO (VIC) / Team Suzuki ECSTAR / Pirelli / Motul / Airroad / Suzuki Ins. / Suzuki Finance / PTR	R	Suzuki GSX-RR	1:34.107	9 of 12	.112	2.011	290
12	68	Mitch LEVY (NSW) / ATR / Manshed Auctions		Yamaha YZF-R1	1:34.389	8 of 13	.282	2.293	287
13	27	Jamie STAUFFER (NSW) / DA Plumbing		Ducati P/gale R	1:34.577	8 of 13	.188	2.481	290
14	168	Glenn SCOTT (NSW) / GSR Kawasaki		Kawasaki ZX-10R	1:34.592	12 of 13	.015	2.496	298
15	94	Mitch REES (BOP) / Carl Cox M-sport / Mondiale Freight / Tony Rees M-cycles / Signedge / Pirelli / HJC		Honda CBR	1:34.777	8 of 9	.185	2.681	277
16	83	Kyle BUCKLEY (QLD) / Kawasaki BCperformance / Kawasaki Motors Aust. / Landscapesupplies.com.au		Kawasaki ZX-10R	1:34.834	4 of 4	.057	2.738	291
17	53	Mason COOTE (VIC) / Aark Suspension & Tuning / Kabuto / Spidi / Five Gloves / Pirelli / Motul	R	Kawasaki ZX-10R	1:34.847	6 of 13	.013	2.751	286
18	20	Alex PHILLIS (VIC) / Phillis Racing		Suzuki GSXR	1:35.255	6 of 14	.408	3.159	291

Chief Time Keeper - Scott Laing

Clerk of Course - Tom Williams



www.computime.com.au
COMPUTIME RACE TIMING SYSTEMS PTY LTD





ASBK.COM.AU f t i y

Round 7 : Phillip Island GP Circuit : October 12 - 14

YAMAHA MOTOR INSURANCE AUSTRALIAN SUPERBIKE CHAMPIONSHIP

Qualifying 2

Date: 13/10/18
 Event: Q11
 Weather: Sunny - Temp: 18.7C
 Track: Dry - Temp: 43.0C

Started at: 14:35:02
 Laps: 30 Min
 Starters: 31
 Printed at: 17:05

AMENDED CLASSIFICATION

Pos	No	Name	Class	Machine	Fastest Lap	On Lap	Behind Prev	Behind Leader	Top Speed
19	183	Lachlan EPIS (NSW) / Response RE / BlueTongue Finance / Bridgestone Tyres	R	Kawasaki ZX-10R	1:35.830	9 of 12	.575	3.734	293
20	24	Matt TOOLEY (VIC) / Phillip Island Ride Days		Yamaha YZF-R1	1:36.504	7 of 7	.674	4.408	273
21	77	Adam SENIOR (WA) / Senior Engineering / Pirelli / Silkolene / Cully's Yamaha / YRD / West Sliders		Yamaha YZF-R1	1:36.585	7 of 8	.081	4.489	275
22	11	Philip CZAJ (VIC) / Echo Light Up / 11Motosport / Czaj Racing		Aprilia RSV4 RFW	1:36.848	2 of 5	.263	4.752	278
23	92	Patrick Jun LI (VIC) / MotoGo / Rstaichi		Yamaha YZF-R1	1:37.314	2 of 12	.466	5.218	287
24	333	Yannis SHAW (NSW) / Select Fresh / Andrews Meat Industries		Kawasaki ZX-10R	1:37.656	11 of 16	.342	5.560	286
25	62	Brendan MCINTYRE (NSW) / Western M-c / SEVENFRIDAY / Ric Pobjoy Racing / Motul / RK / EBC / Motoproducts		Suzuki GSX-R	1:37.727	9 of 12	.071	5.631	275
26	13	David BARKER (SA)		Kawasaki ZX-10R	1:37.779	10 of 14	.052	5.683	275
27	98	Evan BYLES (SA) / SA M-cycles / Oriental Blend Holiday Stayz / The Bend Holiday Stay / Kawasaki		Kawasaki ZX-10R	1:37.825	14 of 16	.046	5.729	280
28	78	Nathan SPITERI (VIC) / Livson / RST / Repsol		Suzuki GSX-R	1:38.147	7 of 14	.322	6.051	275
29	74	Scott McGREGOR (VIC)		Yamaha YZF-R1	1:38.247	10 of 11	.100	6.151	276
30	23	Heath GRIFFIN (NSW) / Russell Symes & Co.		Ducati P/gale	1:39.540	4 of 16	1.293	7.444	262
31	37	Michael EDWARDS (QLD) / Northstar Yamaha		Yamaha YZF-R1	1:40.345	12 of 12	.805	8.249	271

New best lap for SBK class - Previous: 1:32.274 by Wayne MAXWELL (VIC) on a Suzuki GSX-R set on 05/10/13

The results are provisional until the end of the time limit for protests and appeals.

*** FURTHER AMENDMENT : Penalty for No. 30 (M. CHIODO) removed ***

*** AMENDMENT : No. 30 (M. CHIODO) penalised 1 position for passing under yellow flag ***

Chief Time Keeper - Scott Laing

Clerk of Course - Tom Williams



www.computime.com.au
 COMPUTIME RACE TIMING SYSTEMS PTY LTD



ASBK.COM.AU f t i y

Round 7 : Phillip Island GP Circuit : October 12 - 14

YAMAHA MOTOR INSURANCE AUSTRALIAN SUPERBIKE CHAMPIONSHIP

Qualifying 2

Date: 13/10/18
 Event: Q11
 Weather: Sunny - Temp: 18.7C
 Track: Dry - Temp: 43.0C


Started at: 14:35:02
 Laps: 30 Min
 Starters: 31
 Printed at: 17:05

AMENDED LAP TIMES

No	Name	Lap 1	Lap 2	Lap 3	Lap 4	Lap 5	Lap 6	Lap 7	Lap 8	Lap 9	Lap 10
1	Josh WATERS (VIC)	1:49.691	1:33.082	1:33.020	4:52.505	2:57.932	1:40.388	1:32.106			
11	Philip CZAJ (VIC)	1:46.875	1:36.848	1:37.174	1:37.435	1:37.192					
12	Matt WALTERS (NSW)	1:40.937	1:34.134	1:34.109	12:38.416	1:47.872	1:33.549	1:33.723	1:33.899	4:41.293	2:00.923
13	David BARKER (SA)	1:53.212	1:39.284	1:39.156	1:38.674	1:39.259	1:38.959	6:24.699	1:48.758	1:38.976	1:37.779
		10	1:38.059	1:41.956	1:38.295	1:38.122					
14	Glenn ALLERTON (NSW)	1:53.420	1:34.104	3:55.832	2:00.137	5:04.915	2:28.093	1:52.805	1:33.247	2:06.335	
17	Troy HERFOSS (QLD)	1:47.801	6:20.887	2:50.710	1:55.089	1:33.178	1:33.644				
20	Alex PHILLIS (VIC)	1:47.785	1:36.393	1:36.078	6:52.862	1:53.023	1:35.255	1:35.901	1:36.076	2:37.121	1:50.574
		10	1:51.008	1:35.954	1:36.083	1:38.379					
21	Troy BAYLISS (QLD)	1:46.955	1:33.254	2:19.772	1:40.496	1:33.929	1:33.558	10:29.213	1:51.306	1:32.621	
23	Heath GRIFFIN (NSW)	1:56.560	3:34.059	1:49.307	1:39.540	1:40.147	1:40.253	1:40.743	1:41.099	1:40.555	1:40.569
		10	1:42.015	1:41.711	1:41.304	1:42.659	1:42.364	1:41.743			
24	Matt TOOLEY (VIC)	1:49.019	1:38.943	1:38.171	15:06.865	1:51.675	1:36.556	1:36.504			
25	Daniel FALZON (SA)	1:47.729	1:33.745	1:33.588	1:47.442	1:34.232					
27	Jamie STAUFFER (NSW)	1:48.439	1:34.606	4:18.258	1:44.079	1:35.247	5:50.161	1:53.268	1:34.577	1:34.681	3:30.931
		10	1:41.779	1:34.843	1:35.824						
29	Ted COLLINS (VIC)	1:43.003	1:34.179	1:34.014	5:24.332	1:44.798	1:33.848	1:34.065	7:02.407	1:43.406	1:33.819
		10	1:33.807	1:34.075	1:38.487						
30	Mark CHIODO (VIC)	1:44.112	1:34.982	1:34.749	6:14.805	1:49.621	1:34.731	5:51.776	1:55.588	1:34.107	1:41.966
		10	1:34.657	1:34.881							
37	Michael EDWARDS (QLD)	1:52.525	1:40.941	1:42.201	1:42.189	5:03.807	1:50.279	1:40.700	1:40.473	1:41.400	1:41.006
		10	1:41.272	1:40.345							
47	Wayne MAXWELL (VIC)	1:50.361	1:32.991	5:49.080	1:54.435	1:32.096	4:46.652	1:49.764			
53	Mason COOTE (VIC)	1:45.826	1:36.731	6:32.363	1:46.863	1:39.050	1:34.847	2:54.486	1:54.393	1:35.822	1:35.654
		10	1:40.619	1:35.521	2:18.368						
61	Arthur SISSIS (SA)	1:59.115	1:40.458	1:39.282	1:35.170	1:35.340	5:39.448	1:58.474	1:48.886	1:33.995	1:35.203
		10	2:07.701	1:50.859	1:35.152						
62	Brendan MCINTYRE (NSW)	1:51.168	1:39.471	1:37.961	9:28.464	1:49.718	1:38.360	1:38.316	1:37.976	1:37.727	1:37.819
		10	1:38.179	1:51.946							
67	Bryan STARING (WA)	1:43.996	1:34.011	1:33.638	7:31.430	1:52.820	1:32.398	1:33.712	1:34.020	1:33.643	1:33.751
		10	1:33.719	1:33.700	1:34.075						
68	Mitch LEVY (NSW)	1:50.174	1:35.957	1:34.959	1:34.991	7:40.468	2:00.603	1:34.471	1:34.389	1:34.750	1:55.656
		10	1:35.014	1:35.240	1:34.619						
74	Scott McGREGOR (VIC)	1:50.730	1:39.198	1:38.949	1:38.625	1:38.931	10:15.584	1:50.443	2:18.410	2:52.773	1:38.247
		10	1:38.552								
77	Adam SENIOR (WA)	1:51.338	1:38.716	1:38.245	1:38.059	7:55.150	1:55.242	1:36.585	1:37.599		

Chief Time Keeper - Scott Laing

Clerk of Course - Tom Williams





ASBK.COM.AU f t i y

Round 7 : Phillip Island GP Circuit : October 12 - 14

YAMAHA MOTOR INSURANCE AUSTRALIAN SUPERBIKE CHAMPIONSHIP

Qualifying 2

Date: 13/10/18
 Event: Q11
 Weather: Sunny - Temp: 18.7C
 Track: Dry - Temp: 43.0C

Started at: 14:35:02
 Laps: 30 Min
 Starters: 31
 Printed at: 17:05

AMENDED LAP TIMES

No	Name	Lap 1	Lap 2	Lap 3	Lap 4	Lap 5	Lap 6	Lap 7	Lap 8	Lap 9	Lap 10
78	Nathan SPITERI (VIC)	1:48.807	1:39.371	1:39.235	3:55.441	1:46.954	1:38.983	1:38.147	1:38.617	1:38.978	1:38.585
10		6:00.510	1:47.137	1:39.472	1:39.300						
83	Kyle BUCKLEY (QLD)	21:04.317	1:49.811	1:34.880	1:34.834						
92	Patrick Jun LI (VIC)	1:51.256	1:37.314	1:38.778	1:37.472	1:38.766	1:38.640	11:29.684	1:48.105	1:37.708	1:38.983
10		1:54.793	1:52.297								
94	Mitch REES (BOP)	1:43.819	1:36.034	1:35.852	1:36.543	7:27.620	1:48.838	1:35.072	1:34.777	1:35.476	
98	Evan BYLES (SA)	1:51.661	1:39.887	1:39.973	1:38.825	3:36.482	1:49.571	1:38.427	1:38.991	1:38.682	1:48.013
10		1:38.585	3:17.052	1:53.516	1:37.825	1:38.038	1:38.765				
168	Glenn SCOTT (NSW)	1:46.264	1:35.874	1:36.008	5:29.220	1:56.564	3:53.063	1:46.309	3:00.667	1:54.885	1:34.973
10		1:34.597	1:34.592	1:35.977							
183	Lachlan EPIS (NSW)	1:44.355	1:36.336	1:38.651	1:36.179	1:47.175	8:40.559	1:46.772	1:36.201	1:35.830	2:44.961
10		1:48.877	2:21.918								
333	Yannis SHAW (NSW)	1:49.024	1:38.172	1:38.561	1:51.405	1:37.907	1:38.408	1:38.639	1:38.065	4:13.659	1:46.452
10		1:37.656	2:52.290	1:48.626	1:38.761	1:39.037	1:38.972				

The results are provisional until the end of the time limit for protests and appeals.

*** FURTHER AMENDMENT : Penalty for No. 30 (M. CHIODO) removed ***

*** AMENDMENT : No. 30 (M. CHIODO) penalised 1 position for passing under yellow flag ***

Scott Laing
 Chief Time Keeper - Scott Laing

Tom Williams
 Clerk of Course - Tom Williams



www.computime.com.au
 COMPUTIME RACE TIMING SYSTEMS PTY LTD





ASBK.COM.AU f t i y

Round 7 : Phillip Island GP Circuit : October 12 - 14

YAMAHA MOTOR INSURANCE AUSTRALIAN SUPERBIKE CHAMPIONSHIP

Qualifying 2

Date: 13/10/18
 Event: Q11
 Weather: Sunny - Temp: 18.7C
 Track: Dry - Temp: 43.0C


Started at: 14:35:02
 Laps: 30 Min
 Starters: 31
 Printed at: 17:05

AMENDED SPLIT TIMES

Lap	Split 1	Split 2	Split 3	Split 4	Lap Time	Spd	Lap	Split 1	Split 2	Split 3	Split 4	Lap Time	Spd
1 Josh WATERS (VIC) (2nd)							12	23.679	30.616	19.489	28.172	1:41.956	273
1	33.900	30.673	18.560	26.558	1:49.691 P		13	23.603	28.539	18.960	27.193	1:38.295	275
2	22.401	26.835	17.818	26.028	1:33.082	287	14	23.641	28.399	18.863	27.219	1:38.122	269
3	22.282	26.834	17.738	26.166	1:33.020	288	14 Glenn ALLERTON (NSW) (6th)						
4	23.793	29.790	19.360	3:39.562	4:52.505	288	1	35.758	32.714	18.378	26.570	1:53.420 P	
5	53.366	35.875	27.484	1:01.207	2:57.932 P		2	22.572	27.129	17.915	26.488	1:34.104	283
6	28.727	27.610	18.004	26.047	1:40.388 P		3	29.295	51.728	23.426	2:11.383	3:55.832	283
7	22.156	26.566	17.550	25.834	1:32.106	289	4	30.034	36.983	19.219	33.901	2:00.137 P	
11 Philip CZAJ (VIC) (22th)							5	22.372	27.266	17.969	3:57.308	5:04.915	284
1	31.570	29.466	18.797	27.042	1:46.875 P		6	31.762	28.495	23.790	1:04.046	2:28.093 P	
2	23.187	28.209	18.385	27.067	1:36.848	274	7	27.869	27.656	27.489	29.791	1:52.805 P	
3	23.163	28.642	18.288	27.081	1:37.174	276	8	22.339	26.884	17.836	26.188	1:33.247	286
4	23.303	28.476	18.413	27.243	1:37.435	278	9	28.385	49.803	21.228	26.919	2:06.335	287
5	23.338	28.172	18.418	27.264	1:37.192	269	17 Troy HERFOSS (QLD) (5th)						
12 Matt WALTERS (NSW) (7th)							1	33.414	29.565	18.312	26.510	1:47.801 P	
1	28.341	28.142	18.088	26.366	1:40.937 P		2	40.397	38.121	22.146	4:40.223	6:20.887	289
2	22.468	27.385	17.979	26.302	1:34.134	287	3	43.737	36.130	27.173	1:03.670	2:50.710 P	
3	22.457	27.433	17.920	26.299	1:34.109	288	4	28.151	27.858	26.121	32.959	1:55.089 P	
4	24.778	28.410	18.399	11:26.829	12:38.416	286	5	22.256	27.048	17.733	26.141	1:33.178	290
5	34.121	29.028	18.437	26.286	1:47.872 P		6	22.298	27.217	17.615	26.514	1:33.644	291
6	22.270	27.320	17.796	26.163	1:33.549	290	20 Alex PHILLIS (VIC) (18th)						
7	22.406	27.131	17.813	26.373	1:33.723	287	1	33.456	28.507	18.643	27.179	1:47.785 P	
8	22.397	27.135	17.928	26.439	1:33.899	287	2	22.905	27.825	18.575	27.088	1:36.393	290
9	25.489	29.022	18.663	3:28.119	4:41.293	286	3	22.867	27.732	18.431	27.048	1:36.078	285
10	40.800	32.346	18.492	29.285	2:00.923 P		4	23.392	28.405	18.771	5:42.294	6:52.862	285
13 David BARKER (SA) (26th)							5	31.772	31.602	19.366	30.283	1:53.023 P	
1	36.640	30.000	19.198	27.374	1:53.212 P		6	22.803	27.410	18.326	26.716	1:35.255	286
2	24.021	28.933	18.991	27.339	1:39.284	269	7	22.786	27.609	18.434	27.072	1:35.901	285
3	23.823	28.924	18.854	27.555	1:39.156	272	8	23.064	27.603	18.255	27.154	1:36.076	282
4	23.863	28.586	18.799	27.426	1:38.674	271	9	24.270	52.770	19.201	1:00.880	2:37.121	283
5	23.816	28.429	19.499	27.515	1:39.259	271	10	28.625	27.906	20.900	33.143	1:50.574 P	
6	24.007	28.744	18.712	27.496	1:38.959	269	11	23.840	41.913	18.360	26.895	1:51.008	291
7	24.201	28.587	19.303	5:12.608	6:24.699	264	12	22.947	27.646	18.427	26.934	1:35.954	287
8	32.773	29.660	18.992	27.333	1:48.758 P		13	22.992	27.771	18.444	26.876	1:36.083	285
9	23.931	28.824	18.876	27.345	1:38.976	271	14	23.479	27.938	18.967	27.995	1:38.379	287
10	23.544	28.337	18.534	27.364	1:37.779	274	21 Troy BAYLISS (QLD) (4th)						
11	23.807	28.411	18.524	27.317	1:38.059	269							

Chief Time Keeper - Scott Laing

Clerk of Course - Tom Williams





ASBK.COM.AU f t i y

Round 7 : Phillip Island GP Circuit : October 12 - 14

YAMAHA MOTOR INSURANCE AUSTRALIAN SUPERBIKE CHAMPIONSHIP

Qualifying 2

Date: 13/10/18
 Event: Q11
 Weather: Sunny - Temp: 18.7C
 Track: Dry - Temp: 43.0C

Started at: 14:35:02
 Laps: 30 Min
 Starters: 31
 Printed at: 17:05

AMENDED SPLIT TIMES

Lap	Split 1	Split 2	Split 3	Split 4	Lap Time	Spd	Lap	Split 1	Split 2	Split 3	Split 4	Lap Time	Spd
1	33.288	29.060	18.295	26.312	1:46.955 P		3	22.379	27.110	17.881	26.218	1:33.588	282
2	22.354	27.035	17.801	26.064	1:33.254	290	4	27.274	33.413	19.214	27.541	1:47.442	283
3	22.317	27.626	20.383	1:09.446	2:19.772	292	5	22.457	27.047	18.142	26.586	1:34.232	281
4	29.197	27.245	17.892	26.162	1:40.496 P								
5	22.825	27.191	17.811	26.102	1:33.929	290	27 Jamie STAUFFER (NSW) (13th)						
6	22.359	26.915	17.994	26.290	1:33.558	287	1	34.007	29.401	18.385	26.646	1:48.439 P	
7	23.666	29.566	18.270	9:17.711	10:29.213	286	2	22.706	27.437	18.143	26.320	1:34.606	281
8	33.849	30.583	18.941	27.933	1:51.306 P		3	22.771	27.496	18.187	3:09.804	4:18.258	290
9	22.166	26.756	17.696	26.003	1:32.621	289	4	30.168	28.542	18.503	26.866	1:44.079 P	
23 Heath GRIFFIN (NSW) (30th)							5	22.935	27.329	18.128	26.855	1:35.247	274
1	38.300	30.203	19.653	28.404	1:56.560 P		6	24.354	31.927	19.083	4:34.797	5:50.161	275
2	24.495	29.069	19.231	2:21.264	3:34.059	262	7	34.316	32.340	19.523	27.089	1:53.268 P	
3	32.462	29.811	19.292	27.742	1:49.307 P		8	22.773	27.206	18.078	26.520	1:34.577	278
4	24.123	28.903	18.904	27.610	1:39.540	261	9	22.658	27.203	18.109	26.711	1:34.681	278
5	24.005	28.712	18.795	28.635	1:40.147	259	10	22.743	27.248	18.385	2:22.555	3:30.931	277
6	24.107	29.069	19.171	27.906	1:40.253	259	11	29.205	27.677	18.267	26.630	1:41.779 P	
7	24.083	29.481	19.174	28.005	1:40.743	258	12	22.793	27.424	18.102	26.524	1:34.843	280
8	24.918	29.074	18.970	28.137	1:41.099	258	13	22.810	27.419	18.381	27.214	1:35.824	280
9	24.139	29.216	19.255	27.945	1:40.555	258	29 Ted COLLINS (VIC) (9th)						
10	23.990	29.031	19.093	28.455	1:40.569	259	1	28.997	28.457	19.111	26.438	1:43.003 P	
11	24.164	30.158	19.385	28.308	1:42.015	261	2	22.593	27.388	18.004	26.194	1:34.179	287
12	24.033	29.232	20.083	28.363	1:41.711	259	3	22.430	27.245	18.024	26.315	1:34.014	290
13	24.043	29.580	19.202	28.479	1:41.304	258	4	22.904	28.231	18.798	4:14.399	5:24.332	290
14	24.578	29.895	19.529	28.657	1:42.659	255	5	29.881	29.872	18.513	26.532	1:44.798 P	
15	24.566	29.964	19.473	28.361	1:42.364	258	6	22.556	27.104	17.809	26.379	1:33.848	286
16	24.556	29.431	19.247	28.509	1:41.743	255	7	22.316	27.348	17.849	26.552	1:34.065	290
24 Matt TOOLEY (VIC) (20th)							8	25.376	28.321	18.102	5:50.608	7:02.407	290
1	32.845	29.387	18.880	27.907	1:49.019 P		9	30.897	27.933	18.305	26.271	1:43.406 P	
2	24.269	28.516	18.626	27.532	1:38.943	271	10	22.421	27.306	17.829	26.263	1:33.819	289
3	23.556	28.560	18.619	27.436	1:38.171	271	11	22.393	27.284	17.861	26.269	1:33.807	291
4	24.030	31.772	19.460	13:51.603	15:06.865	271	12	22.438	27.349	17.973	26.315	1:34.075	290
5	31.865	31.422	20.902	27.486	1:51.675 P		13	22.919	30.338	18.430	26.800	1:38.487	290
6	23.335	27.962	18.302	26.957	1:36.556	272	30 Mark CHIDO (VIC) (11th)						
7	23.071	28.118	18.265	27.050	1:36.504	273	1	30.229	28.295	18.521	27.067	1:44.112 P	
25 Daniel FALZON (SA) (8th)							2	22.786	27.469	18.112	26.615	1:34.982	286
1	32.511	30.211	18.467	26.540	1:47.729 P		3	22.808	27.385	17.971	26.585	1:34.749	288
2	22.448	27.081	17.826	26.390	1:33.745	281	4	25.030	32.026	19.023	4:58.726	6:14.805	290
							5	33.260	31.016	18.541	26.804	1:49.621 P	

Chief Time Keeper - Scott Laing

Clerk of Course - Tom Williams





ASBK.COM.AU f t i y

Round 7 : Phillip Island GP Circuit : October 12 - 14

YAMAHA MOTOR INSURANCE AUSTRALIAN SUPERBIKE CHAMPIONSHIP

Qualifying 2

Date: 13/10/18
 Event: Q11
 Weather: Sunny - Temp: 18.7C
 Track: Dry - Temp: 43.0C

Started at: 14:35:02
 Laps: 30 Min
 Starters: 31
 Printed at: 17:05

AMENDED SPLIT TIMES

Lap	Split 1	Split 2	Split 3	Split 4	Lap Time	Spd	Lap	Split 1	Split 2	Split 3	Split 4	Lap Time	Spd
6	22.716	27.350	18.087	26.578	1:34.731	287	9	23.229	27.625	18.273	26.695	1:35.822	283
7	22.967	27.257	19.436	4:42.116	5:51.776	285	10	23.089	27.710	18.187	26.668	1:35.654	283
8	39.036	31.166	18.707	26.679	1:55.588 P		11	24.551	31.311	18.282	26.475	1:40.619	281
9	22.544	27.152	17.975	26.436	1:34.107	287	12	23.066	27.523	18.370	26.562	1:35.521	286
10	22.793	30.800	21.422	26.951	1:41.966	289	13	23.342	34.719	20.240	1:00.067	2:18.368	284
11	22.506	27.311	18.231	26.609	1:34.657	288							
12	22.681	27.392	18.118	26.690	1:34.881	290							
37 Michael EDWARDS (QLD) (31th)							61 Arthur SISSIS (SA) (10th)						
1	34.542	29.991	19.733	28.259	1:52.525 P		1	32.154	32.553	23.115	31.293	1:59.115 P	
2	24.317	29.081	19.449	28.094	1:40.941	271	2	22.811	27.801	18.625	31.221	1:40.458	290
3	24.554	29.500	19.791	28.356	1:42.201	252	3	22.864	28.000	19.665	28.753	1:39.282	284
4	24.713	29.534	19.620	28.322	1:42.189	270	4	22.920	27.556	18.183	26.511	1:35.170	283
5	24.479	44.901	20.964	3:33.463	5:03.807	268	5	22.897	27.595	18.282	26.566	1:35.340	285
6	32.942	29.695	19.407	28.235	1:50.279 P		6	24.419	31.112	19.178	4:24.739	5:39.448	281
7	24.416	29.410	19.147	27.727	1:40.700	268	7	30.994	34.571	23.639	29.270	1:58.474 P	
8	24.290	29.139	19.204	27.840	1:40.473	269	8	22.740	27.618	19.017	39.511	1:48.886	283
9	24.423	29.161	19.435	28.381	1:41.400	266	9	22.555	27.252	17.982	26.206	1:33.995	285
10	24.235	29.258	19.389	28.124	1:41.006	268	10	22.454	27.392	18.157	27.200	1:35.203	288
11	24.425	29.148	19.463	28.236	1:41.272	267	11	22.629	35.554	28.824	40.694	2:07.701	288
12	24.322	28.921	19.248	27.854	1:40.345	267	12	23.067	35.988	25.050	26.754	1:50.859	286
							13	22.864	27.437	18.100	26.751	1:35.152	286
47 Wayne MAXWELL (VIC) (1st)							62 Brendan MCINTYRE (NSW) (25th)						
1	32.563	33.312	18.237	26.249	1:50.361 P		1	33.373	29.849	19.507	28.439	1:51.168 P	
2	22.322	26.807	17.778	26.084	1:32.991	286	2	24.164	29.024	18.903	27.380	1:39.471	273
3	23.385	27.282	17.980	4:40.433	5:49.080	287	3	23.736	28.293	18.709	27.223	1:37.961	267
4	38.144	30.827	18.782	26.682	1:54.435 P		4	24.015	33.782	22.340	8:08.327	9:28.464	267
5	21.957	26.764	17.539	25.836	1:32.096	286	5	32.711	29.505	19.826	27.676	1:49.718 P	
6	23.921	29.491	18.209	3:35.031	4:46.652	290	6	23.680	28.359	18.793	27.528	1:38.360	273
7	34.587	29.200	18.681	27.296	1:49.764 P		7	23.743	28.289	18.847	27.437	1:38.316	274
							8	23.626	28.309	18.765	27.276	1:37.976	274
							9	23.764	28.049	18.612	27.302	1:37.727	273
53 Mason COOTE (VIC) (17th)							67 Bryan STARING (WA) (3rd)						
1	31.515	28.661	18.736	26.914	1:45.826 P		10	23.510	28.178	18.749	27.382	1:37.819	274
2	23.442	27.889	18.552	26.848	1:36.731	285	11	23.645	28.104	18.935	27.495	1:38.179	273
3	23.574	28.327	19.068	5:21.394	6:32.363	284	12	25.579	34.926	22.781	28.660	1:51.946	273
4	30.953	28.239	19.331	28.340	1:46.863 P								
5	23.496	29.197	19.185	27.172	1:39.050	279							
6	22.773	27.343	18.164	26.567	1:34.847	282	1	30.856	28.455	18.262	26.423	1:43.996 P	
7	23.758	29.123	18.781	1:42.824	2:54.486	283	2	22.538	27.130	17.995	26.348	1:34.011	293
8	36.193	31.989	19.150	27.061	1:54.393 P		3	22.447	27.006	17.703	26.482	1:33.638	291
							4	22.604	27.582	18.151	6:23.093	7:31.430	290

Chief Time Keeper - Scott Laing

Clerk of Course - Tom Williams





ASBK.COM.AU f t i y

Round 7 : Phillip Island GP Circuit : October 12 - 14

YAMAHA MOTOR INSURANCE AUSTRALIAN SUPERBIKE CHAMPIONSHIP

Qualifying 2

Date: 13/10/18
 Event: Q11
 Weather: Sunny - Temp: 18.7C
 Track: Dry - Temp: 43.0C


Started at: 14:35:02
 Laps: 30 Min
 Starters: 31
 Printed at: 17:05

AMENDED SPLIT TIMES

Lap	Split 1	Split 2	Split 3	Split 4	Lap Time	Spd	Lap	Split 1	Split 2	Split 3	Split 4	Lap Time	Spd
5	32.284	35.858	18.576	26.102	1:52.820 P		2	23.540	28.253	19.000	27.923	1:38.716	275
6	22.205	26.729	17.575	25.889	1:32.398	291	3	23.814	28.327	18.738	27.366	1:38.245	268
7	22.153	27.131	17.976	26.452	1:33.712	293	4	23.650	28.402	18.681	27.326	1:38.059	271
8	22.647	27.348	17.799	26.226	1:34.020	297	5	23.807	29.770	19.266	6:42.307	7:55.150	275
9	22.536	26.938	17.828	26.341	1:33.643	290	6	39.219	29.693	19.076	27.254	1:55.242 P	
10	22.364	27.049	17.933	26.405	1:33.751	292	7	23.208	28.048	18.376	26.953	1:36.585	274
11	22.514	27.080	17.841	26.284	1:33.719	289	8	23.472	28.262	18.692	27.173	1:37.599	273
12	22.425	27.118	17.807	26.350	1:33.700	292							
13	22.332	27.316	18.021	26.406	1:34.075	290							
							78 Nathan SPITERI (VIC) (28th)						
							1	32.393	29.469	19.195	27.750	1:48.807 P	
68 Mitch LEVY (NSW) (12th)							2	24.104	28.894	18.817	27.556	1:39.371	267
1	35.297	29.922	18.243	26.712	1:50.174 P		3	24.335	28.400	18.753	27.747	1:39.235	273
2	22.479	28.195	18.807	26.476	1:35.957	287	4	24.256	28.861	19.284	2:43.040	3:55.441	263
3	22.521	27.681	18.236	26.521	1:34.959	286	5	30.551	29.099	19.529	27.775	1:46.954 P	
4	22.743	27.516	18.164	26.568	1:34.991	281	6	23.986	28.592	18.681	27.724	1:38.983	273
5	22.643	27.966	18.900	6:30.959	7:40.468	283	7	23.847	28.277	18.648	27.375	1:38.147	272
6	36.504	39.339	18.278	26.482	2:00.603 P		8	23.629	28.617	18.937	27.434	1:38.617	275
7	22.467	27.575	17.864	26.565	1:34.471	283	9	23.845	28.546	19.033	27.554	1:38.978	270
8	22.621	27.352	18.000	26.416	1:34.389	283	10	23.698	28.413	18.747	27.727	1:38.585	273
9	22.725	27.557	17.967	26.501	1:34.750	284	11	24.367	29.234	19.348	4:47.561	6:00.510	265
10	23.091	47.780	18.073	26.712	1:55.656	285	12	31.934	28.825	18.874	27.504	1:47.137 P	
11	22.913	27.478	18.036	26.587	1:35.014	283	13	23.877	29.080	18.748	27.767	1:39.472	267
12	22.719	27.470	18.074	26.977	1:35.240	281	14	24.019	28.632	18.825	27.824	1:39.300	275
13	22.618	27.423	17.907	26.671	1:34.619	281							
							83 Kyle BUCKLEY (QLD) (16th)						
							1					21:04.317 P	
74 Scott McGREGOR (VIC) (29th)							2	35.107	29.895	18.245	26.564	1:49.811 P	
1	34.362	29.718	19.314	27.336	1:50.730 P		3	22.728	27.507	17.943	26.702	1:34.880	288
2	23.725	29.198	18.892	27.383	1:39.198	272	4	22.814	27.375	17.971	26.674	1:34.834	288
3	23.503	28.875	18.919	27.652	1:38.949	276							
4	23.634	28.552	18.686	27.753	1:38.625	275							
5	23.537	28.687	18.926	27.781	1:38.931	273							
6	23.852	30.414	19.712	9:01.606	10:15.584	271	92 Patrick Jun LI (VIC) (23th)						
7	33.483	30.353	19.117	27.490	1:50.443 P		1	34.395	29.713	19.118	28.030	1:51.256 P	
8	23.704	28.568	19.857	1:06.281	2:18.410	274	2	23.098	28.708	18.498	27.010	1:37.314	287
9	37.194	1:22.298	21.948	31.333	2:52.773 P		3	23.798	28.908	18.792	27.280	1:38.778	283
10	23.806	28.551	18.722	27.168	1:38.247	272	4	23.178	28.589	18.519	27.186	1:37.472	282
11	23.347	28.561	19.084	27.560	1:38.552	274	5	23.138	29.034	18.681	27.913	1:38.766	286
							6	23.325	28.969	18.800	27.546	1:38.640	278
77 Adam SENIOR (WA) (21th)							7	23.932	30.857	20.262	10:14.633	11:29.684	277
1	35.690	29.081	18.977	27.590	1:51.338 P		8	32.181	29.320	18.970	27.634	1:48.105 P	
							9	23.030	28.583	18.670	27.425	1:37.708	281

Chief Time Keeper - Scott Laing

Clerk of Course - Tom Williams





ASBK.COM.AU f t i y

Round 7 : Phillip Island GP Circuit : October 12 - 14

YAMAHA MOTOR INSURANCE AUSTRALIAN SUPERBIKE CHAMPIONSHIP

Qualifying 2

Date: 13/10/18
 Event: Q11
 Weather: Sunny - Temp: 18.7C
 Track: Dry - Temp: 43.0C

Started at: 14:35:02
 Laps: 30 Min
 Starters: 31
 Printed at: 17:05

AMENDED SPLIT TIMES

Lap	Split 1	Split 2	Split 3	Split 4	Lap Time	Spd	Lap	Split 1	Split 2	Split 3	Split 4	Lap Time	Spd
10	23.342	29.265	18.774	27.602	1:38.983	281	7	32.624	28.156	18.401	27.128	1:46.309 P	
11	24.109	40.658	20.411	29.615	1:54.793	278	8	22.753	27.609	18.268	1:52.037	3:00.667	290
12	24.554	36.021	20.687	31.035	1:52.297	281	9	39.535	30.080	18.691	26.579	1:54.885 P	
94 Mitch REES (BOP) (15th)							10	22.707	27.595	18.186	26.485	1:34.973	294
1	29.058	28.407	18.849	27.505	1:43.819 P		11	22.563	27.572	17.984	26.478	1:34.597	293
2	23.321	27.658	18.266	26.789	1:36.034	276	12	22.528	27.480	18.091	26.493	1:34.592	298
3	23.057	27.871	18.135	26.789	1:35.852	276	13	22.554	28.167	18.415	26.841	1:35.977	297
4	23.031	28.211	18.155	27.146	1:36.543	275	183 Lachlan EPIS (NSW) (19th)						
5	23.612	28.764	19.262	6:15.982	7:27.620	272	1	30.111	28.477	18.570	27.197	1:44.355 P	
6	34.446	28.705	18.711	26.976	1:48.838 P		2	23.111	27.904	18.435	26.886	1:36.336	291
7	22.936	27.424	18.009	26.703	1:35.072	273	3	23.424	28.737	19.033	27.457	1:38.651	293
8	22.701	27.429	17.950	26.697	1:34.777	276	4	22.995	27.742	18.401	27.041	1:36.179	286
9	22.811	27.484	18.087	27.094	1:35.476	277	5	24.933	30.371	22.071	29.800	1:47.175	285
98 Evan BYLES (SA) (27th)							6	22.926	27.904	21.605	7:28.124	8:40.559	288
1	33.214	30.456	19.961	28.030	1:51.661 P		7	30.157	29.193	19.619	27.803	1:46.772 P	
2	24.284	28.958	19.166	27.479	1:39.887	278	8	22.961	27.922	18.356	26.962	1:36.201	285
3	24.195	29.247	18.976	27.555	1:39.973	277	9	22.890	27.657	18.223	27.060	1:35.830	286
4	24.098	28.520	18.915	27.292	1:38.825	274	10	23.488	29.269	18.647	1:33.557	2:44.961	283
5	23.951	29.411	19.670	2:23.450	3:36.482	274	11	30.525	30.058	18.667	29.627	1:48.877 P	
6	31.418	31.170	19.305	27.678	1:49.571 P		12	23.036	51.493	31.842	35.547	2:21.918	285
7	23.839	28.449	18.809	27.330	1:38.427	277	333 Yannis SHAW (NSW) (24th)						
8	23.811	29.062	18.705	27.413	1:38.991	275	1	33.516	28.966	18.975	27.567	1:49.024 P	
9	23.990	28.345	18.801	27.546	1:38.682	273	2	23.610	28.312	18.841	27.409	1:38.172	282
10	26.525	32.314	20.874	28.300	1:48.013	272	3	23.728	28.314	18.948	27.571	1:38.561	278
11	23.775	28.694	18.672	27.444	1:38.585	278	4	23.803	39.641	20.111	27.850	1:51.405	276
12	23.815	28.615	20.302	2:04.320	3:17.052	271	5	23.707	28.189	18.714	27.297	1:37.907	275
13	32.361	33.902	19.595	27.658	1:53.516 P		6	23.622	28.515	18.850	27.421	1:38.408	276
14	23.738	28.247	18.648	27.192	1:37.825	280	7	23.757	28.484	18.756	27.642	1:38.639	277
15	23.642	28.168	18.676	27.552	1:38.038	276	8	23.634	28.480	18.600	27.351	1:38.065	276
16	23.673	28.509	19.273	27.310	1:38.765	277	9	28.174	35.882	20.662	2:48.941	4:13.659	276
168 Glenn SCOTT (NSW) (14th)							10	29.981	29.163	19.559	27.749	1:46.452 P	
1	31.776	28.583	18.618	27.287	1:46.264 P		11	23.241	28.151	18.751	27.513	1:37.656	286
2	22.996	28.060	18.181	26.637	1:35.874	291	12	23.550	28.569	19.675	1:40.496	2:52.290	279
3	23.061	28.002	18.204	26.741	1:36.008	292	13	32.561	29.035	19.296	27.734	1:48.626 P	
4	23.048	31.032	18.759	4:16.381	5:29.220	292	14	23.687	28.429	18.902	27.743	1:38.761	277
5	34.923	35.776	18.784	27.081	1:56.564 P		15	24.104	28.357	18.979	27.597	1:39.037	276
6	23.336	28.087	18.411	2:43.229	3:53.063	290	16	23.700	28.586	19.115	27.571	1:38.972	281

The results are provisional until the end of the time limit for protests and appeals.

*** FURTHER AMENDMENT : Penalty for No. 30 (M. CHIODO) removed ***

Chief Time Keeper - Scott Laing

Clerk of Course - Tom Williams



www.computime.com.au
 COMPUTIME RACE TIMING SYSTEMS PTY LTD



ASBK.COM.AU f t i y

Round 7 : Phillip Island GP Circuit : October 12 - 14

YAMAHA MOTOR INSURANCE AUSTRALIAN SUPERBIKE CHAMPIONSHIP

Qualifying 2

Date: 13/10/18
 Event: Q11
 Weather: Sunny - Temp: 18.7C
 Track: Dry - Temp: 43.0C

Started at: 14:35:02
 Laps: 30 Min
 Starters: 31
 Printed at: 17:05

AMENDED SPLIT TIMES

Lap	Split 1	Split 2	Split 3	Split 4	Lap Time	Spd	Lap	Split 1	Split 2	Split 3	Split 4	Lap Time	Spd
-----	---------	---------	---------	---------	----------	-----	-----	---------	---------	---------	---------	----------	-----

*** AMENDMENT : No. 30 (M. CHIODO) penalised 1 position for passing under yellow flag ***

Scott Laing
 Chief Time Keeper - Scott Laing

Tom Williams
 Clerk of Course - Tom Williams



www.computime.com.au
 COMPUTIME RACE TIMING SYSTEMS PTY LTD





ASBK.COM.AU f t i y

Round 7 : Phillip Island GP Circuit : October 12 - 14

YAMAHA MOTOR INSURANCE AUSTRALIAN SUPERBIKE CHAMPIONSHIP

Qualifying 2

Date: 13/10/18
Event: Q11
Weather: Sunny - Temp: 18.7C
Track: Dry - Temp: 43.0C

Started at: 14:35:02
Laps: 30 Min
Starters: 31
Printed at: 17:05

AMENDED FASTEST LAPS SEQUENCE


Race Time	No	Name	Machine	Fastest Lap	On Lap
1:47.335	29	Ted COLLINS (VIC)	BMW S RR	1:43.003	1
2:22.005	12	Matt WALTERS (NSW)	Kawasaki ZX-10R	1:40.937	1
3:21.514	29	Ted COLLINS (VIC)	BMW S RR	1:34.179	2
3:56.139	12	Matt WALTERS (NSW)	Kawasaki ZX-10R	1:34.134	2
4:03.267	67	Bryan STARING (WA)	Kawasaki ZX-10R	1:34.011	2
4:36.697	21	Troy BAYLISS (QLD)	Ducati Final Ed.	1:33.254	2
15:13.720	47	Wayne MAXWELL (VIC)	Yamaha YZF-R1	1:32.991	2
16:33.553	67	Bryan STARING (WA)	Kawasaki ZX-10R	1:32.398	6
24:29.331	47	Wayne MAXWELL (VIC)	Yamaha YZF-R1	1:32.096	5

The results are provisional until the end of the time limit for protests and appeals.

*** FURTHER AMENDMENT : Penalty for No. 30 (M. CHIODO) removed ***

*** AMENDMENT : No. 30 (M. CHIODO) penalised 1 position for passing under yellow flag ***


Chief Time Keeper - Scott Laing


Clerk of Course - Tom Williams



www.computime.com.au
COMPUTIME RACE TIMING SYSTEMS PTY LTD





ASBK.COM.AU f t i y

Round 7 : Phillip Island GP Circuit : October 12 - 14

YAMAHA MOTOR INSURANCE AUSTRALIAN SUPERBIKE CHAMPIONSHIP

Qualifying 2

Date: 13/10/18
 Event: Q11
 Weather: Sunny - Temp: 18.7C
 Track: Dry - Temp: 43.0C

Started at: 14:35:02
 Laps: 30 Min
 Starters: 31
 Printed at: 17:05

AMENDED BEST PARTIAL TIMES

Pos	Split 1		Split 2		Split 3		Split 4		LAP		Ideal	Fastest
	Name	Time	Name	Time	Name	Time	Name	Time	Name			
1	W. MAXWELL	21.957	J. WATERS	26.566	W. MAXWELL	17.539	J. WATERS	25.834	W. MAXWELL	1:32.096	1:32.096	
2	B. STARING	22.153	B. STARING	26.729	J. WATERS	17.550	W. MAXWELL	25.836	J. WATERS	1:32.106	1:32.106	
3	J. WATERS	22.156	T. BAYLISS	26.756	B. STARING	17.575	B. STARING	25.889	B. STARING	1:32.346	1:32.398	
4	T. BAYLISS	22.166	W. MAXWELL	26.764	T. HERFOSS	17.585	T. BAYLISS	26.003	T. BAYLISS	1:32.621	1:32.621	
5	T. HERFOSS	22.256	G. ALLERTON	26.884	T. BAYLISS	17.696	T. HERFOSS	26.141	T. HERFOSS	1:33.030	1:33.178	
6	M. WALTERS	22.270	D. FALZON	27.047	M. WALTERS	17.796	M. WALTERS	26.163	G. ALLERTON	1:33.247	1:33.247	
7	T. COLLINS	22.316	T. HERFOSS	27.048	T. COLLINS	17.809	G. ALLERTON	26.188	M. WALTERS	1:33.360	1:33.549	
8	G. ALLERTON	22.339	T. COLLINS	27.104	D. FALZON	17.826	T. COLLINS	26.194	T. COLLINS	1:33.423	1:33.807	
9	D. FALZON	22.379	M. WALTERS	27.131	G. ALLERTON	17.836	A. SISSIS	26.206	D. FALZON	1:33.470	1:33.588	
10	A. SISSIS	22.454	M. CHIODO	27.152	M. LEVY	17.864	D. FALZON	26.218	A. SISSIS	1:33.894	1:33.995	
11	M. LEVY	22.467	J. STAUFFER	27.203	K. BUCKLEY	17.943	J. STAUFFER	26.320	M. CHIODO	1:34.065	1:34.107	
12	M. CHIODO	22.506	A. SISSIS	27.252	M. REES	17.950	M. LEVY	26.416	M. LEVY	1:34.099	1:34.389	
13	G. SCOTT	22.528	M. COOTE	27.343	M. CHIODO	17.971	M. CHIODO	26.436	J. STAUFFER	1:34.259	1:34.577	
14	J. STAUFFER	22.658	M. LEVY	27.352	A. SISSIS	17.982	M. COOTE	26.475	G. SCOTT	1:34.470	1:34.592	
15	M. REES	22.701	K. BUCKLEY	27.375	G. SCOTT	17.984	G. SCOTT	26.478	K. BUCKLEY	1:34.610	1:34.834	
16	K. BUCKLEY	22.728	A. PHILLIS	27.410	J. STAUFFER	18.078	K. BUCKLEY	26.564	M. COOTE	1:34.755	1:34.847	
17	M. COOTE	22.773	M. REES	27.424	M. COOTE	18.164	M. REES	26.697	M. REES	1:34.772	1:34.777	
18	A. PHILLIS	22.786	G. SCOTT	27.480	L. EPIS	18.223	A. PHILLIS	26.716	A. PHILLIS	1:35.167	1:35.255	
19	L. EPIS	22.890	L. EPIS	27.657	A. PHILLIS	18.255	L. EPIS	26.886	L. EPIS	1:35.656	1:35.830	
20	P. LI	23.030	M. TOOLEY	27.962	M. TOOLEY	18.265	A. SENIOR	26.953	M. TOOLEY	1:36.255	1:36.504	
21	M. TOOLEY	23.071	A. SENIOR	28.048	P. CZAJ	18.288	M. TOOLEY	26.957	A. SENIOR	1:36.585	1:36.585	
22	P. CZAJ	23.163	B. MCINTYRE	28.049	A. SENIOR	18.376	P. LI	27.010	P. CZAJ	1:36.665	1:36.848	
23	A. SENIOR	23.208	Y. SHAW	28.151	P. LI	18.498	P. CZAJ	27.042	P. LI	1:37.121	1:37.314	
24	Y. SHAW	23.241	E. BYLES	28.168	D. BARKER	18.524	S. McGREGO	27.168	Y. SHAW	1:37.289	1:37.656	
25	S. McGREGO	23.347	P. CZAJ	28.172	Y. SHAW	18.600	E. BYLES	27.192	B. MCINTYRE	1:37.391	1:37.727	
26	B. MCINTYRE	23.507	N. SPITERI	28.277	B. MCINTYRE	18.612	D. BARKER	27.193	D. BARKER	1:37.598	1:37.779	
27	D. BARKER	23.544	D. BARKER	28.337	E. BYLES	18.648	B. MCINTYRE	27.223	E. BYLES	1:37.650	1:37.825	
28	N. SPITERI	23.629	S. McGREGO	28.551	N. SPITERI	18.648	Y. SHAW	27.297	S. McGREGO	1:37.752	1:38.247	
29	E. BYLES	23.642	P. LI	28.583	S. McGREGO	18.686	N. SPITERI	27.375	N. SPITERI	1:37.929	1:38.147	
30	H. GRIFFIN	23.990	H. GRIFFIN	28.712	H. GRIFFIN	18.795	H. GRIFFIN	27.610	H. GRIFFIN	1:39.107	1:39.540	
31	M. EDWARDS	24.235	M. EDWARDS	28.921	M. EDWARDS	19.147	M. EDWARDS	27.727	M. EDWARDS	1:40.030	1:40.345	

The results are provisional until the end of the time limit for protests and appeals.

*** FURTHER AMENDMENT : Penalty for No. 30 (M. CHIODO) removed ***

*** AMENDMENT : No. 30 (M. CHIODO) penalised 1 position for passing under yellow flag ***

Chief Time Keeper - Scott Laing

Clerk of Course - Tom Williams



www.computime.com.au
 COMPUTIME RACE TIMING SYSTEMS PTY LTD



ASBK.COM.AU f t i y

Round 7 : Phillip Island GP Circuit : October 12 - 14

YAMAHA MOTOR INSURANCE AUSTRALIAN SUPERBIKE CHAMPIONSHIP

Overall Qualifying

AMENDED MERGED CLASSIFICATION


Date: 13/10/18

Printed at: 17:05

Pos	No	Name	Class	Machine	Event Q05	Event Q11	Fastest Lap
1	47	Wayne MAXWELL (VIC) / Yamaha Racing Team		Yamaha YZF-R1	1:32.644	1:32.096	1:32.096
2	1	Josh WATERS (VIC) / Team Suzuki ECSTAR / Pirelli / Motul / Airroad / Suzuki Ins. / Suzuki Finance / PTR		Suzuki GSX-RR	1:32.542	1:32.106	1:32.106
3	67	Bryan STARING (WA) / Kawasaki BCperformance / Kawasaki Motors Aust. / Landscapesupplies.com.au		Kawasaki ZX-10R	1:33.251	1:32.398	1:32.398
4	21	Troy BAYLISS (QLD) / Desmosport Ducati		Ducati Final Ed.	1:32.702	1:32.621	1:32.621
5	17	Troy HERFOSS (QLD) / Penrite Honda Racing / Elite Roads / NGK / Snap On / State of Matter / Ktech		Honda CBR SP	1:33.003	1:33.178	1:33.003
6	25	Daniel FALZON (SA) / Yamaha Racing Team		Yamaha YZF-R1	1:33.065	1:33.588	1:33.065
7	14	Glenn ALLERTON (NSW) / NextGen Motorsports / Alpine Performance		BMW S RR	1:33.211	1:33.247	1:33.211
8	12	Matt WALTERS (NSW) / Swann Insurance		Kawasaki ZX-10R	1:34.047	1:33.549	1:33.549
9	29	Ted COLLINS (VIC) / NextGen Motorsports / Alpine Performance	R	BMW S RR		1:33.807	1:33.807
10	61	Arthur SISIS (SA) / SA Demolition / Hoey Suspensions / Shogai Imports / Kenma / Castrol / Powerfone	R	Honda CBR1000	1:34.752	1:33.995	1:33.995
11	30	Mark CHIODO (VIC) / Team Suzuki ECSTAR / Pirelli / Motul / Airroad / Suzuki Ins. / Suzuki Finance / PTR	R	Suzuki GSX-RR	1:34.535	1:34.107	1:34.107
12	168	Glenn SCOTT (NSW) / GSR Kawasaki		Kawasaki ZX-10R	1:34.343	1:34.592	1:34.343
13	68	Mitch LEVY (NSW) / ATR / Manshed Auctions		Yamaha YZF-R1	1:34.423	1:34.389	1:34.389
14	27	Jamie STAUFFER (NSW) / DA Plumbing		Ducati P/gale R	1:34.594	1:34.577	1:34.577
15	83	Kyle BUCKLEY (QLD) / Kawasaki BCperformance / Kawasaki Motors Aust. / Landscapesupplies.com.au		Kawasaki ZX-10R	1:34.756	1:34.834	1:34.756
16	94	Mitch REES (BOP) / Carl Cox M-sport / Mondiale Freight / Tony Rees M-cycles / Signedge / Pirelli / HJC		Honda CBR	1:35.106	1:34.777	1:34.777
17	53	Mason COOTE (VIC) / Aark Suspension & Tuning / Kabuto / Spidi / Five Gloves / Pirelli / Motul	R	Kawasaki ZX-10R	1:35.529	1:34.847	1:34.847
18	20	Alex PHILLIS (VIC) / Phillis Racing		Suzuki GSXR	1:35.055	1:35.255	1:35.055
19	183	Lachlan EPIS (NSW) / Response RE / BlueTongue Finance / Bridgestone Tyres	R	Kawasaki ZX-10R	1:36.099	1:35.830	1:35.830
20	24	Matt TOOLEY (VIC) / Phillip Island Ride Days		Yamaha YZF-R1	1:37.870	1:36.504	1:36.504
21	77	Adam SENIOR (WA) / Senior Engineering / Pirelli / Silkolene / Cully's Yamaha / YRD / West Sliders		Yamaha YZF-R1	1:37.466	1:36.585	1:36.585
22	11	Philip CZAJ (VIC) / Echo Light Up / 11Motosport / Czaj Racing		Aprilia RSV4 RFW	1:36.821	1:36.848	1:36.821
23	92	Patrick Jun LI (VIC) / MotoGo / Rstaiichi		Yamaha YZF-R1	1:36.948	1:37.314	1:36.948
24	333	Yannis SHAW (NSW) / Select Fresh / Andrews Meat Industries		Kawasaki ZX-10R	1:37.561	1:37.656	1:37.561
25	62	Brendan MCINTYRE (NSW) / Western M-c / SEVENFRIDAY / Ric Pobjoy Racing / Motul / RK / EBC / Motoproducts		Suzuki GSX-R	1:37.963	1:37.727	1:37.727
26	13	David BARKER (SA)		Kawasaki ZX-10R	1:38.063	1:37.779	1:37.779

Chief Time Keeper - Scott Laing

Clerk of Course - Tom Williams



www.computime.com.au
COMPUTIME RACE TIMING SYSTEMS PTY LTD



ASBK.COM.AU f t i y

Round 7 : Phillip Island GP Circuit : October 12 - 14
YAMAHA MOTOR INSURANCE AUSTRALIAN SUPERBIKE CHAMPIONSHIP
Overall Qualifying

AMENDED MERGED CLASSIFICATION

Date: 13/10/18

Printed at: 17:05


Pos	No	Name	Class	Machine	Event Q05	Event Q11	Fastest Lap
27	98	Evan BYLES (SA) / SA M-cycles / Oriental Blend Holiday Stayz / The Bend Holiday Stay / Kawasaki		Kawasaki ZX-10R	1:38.490	1:37.825	1:37.825
28	78	Nathan SPITERI (VIC) / Livson / RST / Repsol		Suzuki GSX-R	1:38.253	1:38.147	1:38.147
29	74	Scott McGREGOR (VIC)		Yamaha YZF-R1	1:38.514	1:38.247	1:38.247
30	23	Heath GRIFFIN (NSW) / Russell Symes & Co.		Ducati P/gale	1:38.925	1:39.540	1:38.925
31	37	Michael EDWARDS (QLD) / Northstar Yamaha		Yamaha YZF-R1	1:41.315	1:40.345	1:40.345

*** ALL RIDERS QUALIFY ***

*** AMENDMENT : No. 30 (M. CHIODO) penalised 1 position for passing under yellow flag ***

The results are provisional until the end of the time limit for protests and appeals.


 Chief Time Keeper - Scott Laing


 Clerk of Course - Tom Williams



www.computime.com.au
COMPUTIME RACE TIMING SYSTEMS PTY LTD





ASBK.COM.AU f t i y

Round 7 : Phillip Island GP Circuit : October 12 - 14

YAMAHA MOTOR INSURANCE AUSTRALIAN SUPERBIKE CHAMPIONSHIP

EVENTS 7 & 12

AMENDED MERGED GRID SHEET

Date: 13/10/18

Printed at: 17:05



1	1 47 W. MAXWELL 1:32.096	2 1 J. WATERS 1:32.106	3 67 B. STARING 1:32.398
2	4 21 T. BAYLISS 1:32.621	5 17 T. HERFOSS 1:33.003	6 25 D. FALZON 1:33.065
3	7 14 G. ALLERTON 1:33.211	8 12 M. WALTERS 1:33.549	9 29 T. COLLINS 1:33.807
4	10 61 A. SISSIS 1:33.995	11 30 M. CHIODO 1:34.107	12 168 G. SCOTT 1:34.343
5	13 68 M. LEVY 1:34.389	14 27 J. STAUFFER 1:34.577	15 83 K. BUCKLEY 1:34.756
6	16 94 M. REES 1:34.777	17 53 M. COOTE 1:34.847	18 20 A. PHILLIS 1:35.055
7	19 183 L. EPIS 1:35.830	20 24 M. TOOLEY 1:36.504	21 77 A. SENIOR 1:36.585
8	22 11 P. CZAJ 1:36.821	23 92 P. LI 1:36.948	24 333 Y. SHAW 1:37.561
9	25 62 B. MCINTYRE 1:37.727	26 13 D. BARKER 1:37.779	27 98 E. BYLES 1:37.825
10	28 78 N. SPITERI 1:38.147	29 74 S. MCGREGOR 1:38.247	30 23 H. GRIFFIN 1:38.925
11	31 37 M. EDWARDS 1:40.345		